



Large Diameter Optical Fiber Cleaver

CT105+/106+/104+

Constantly Improving



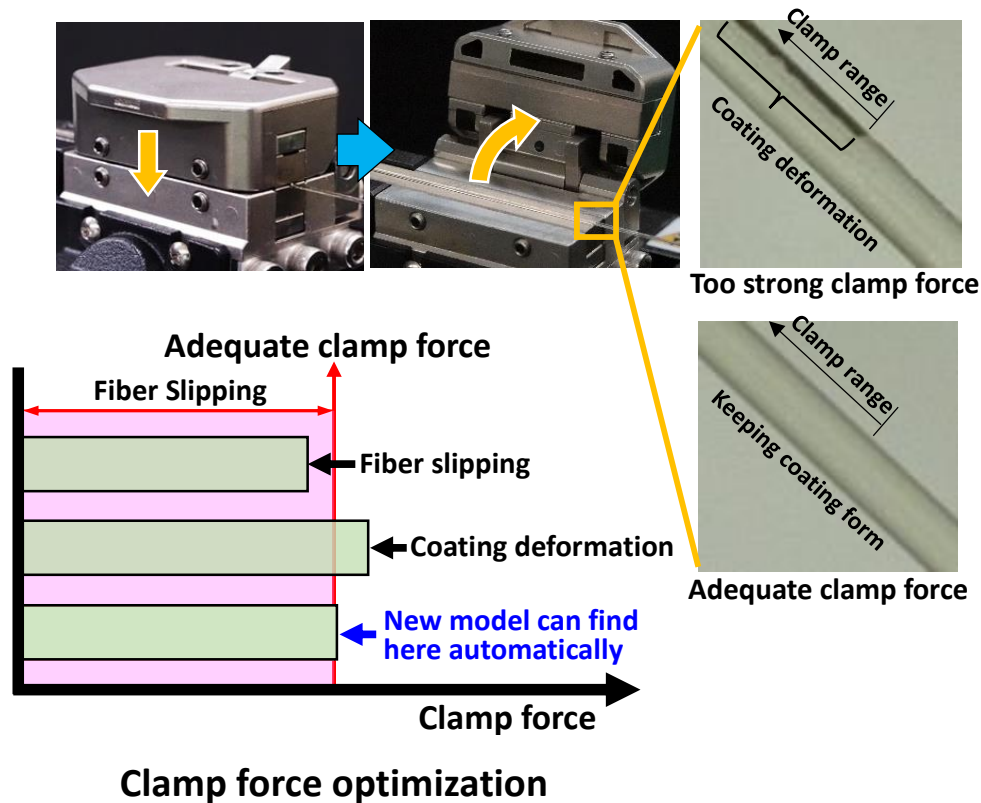
Fujikura

Advanced Functions

Automated Clamp Force Optimization


- CT105+/106+ only -

Too strong clamp force may deform the coating or worsen the cleave angle due to rotational stress by clamp. Therefore, to get good cleaving quality, the clamp force should be the minimum force that does not slip while the cleaver applies fiber tension. The optimum clamp force depends on optical fiber structure and coating material. The CT105+/106+ have a new technology that can find the optimum clamp force automatically and accurately.




Long blade life

The New CB-06A blade improvements have increased the blade life dramatically. CB-06A is compatible with previous, CT-105 series models.




Previous blade
CB-06



1,000 times cleaving

New blade
CB-06A



10,000 times cleaving


Blade edge after cleaving 250um fiber

*Blade life depends on the cladding properties of the fiber being cleaved

Useful functions


Micrometer backstop

Micrometer backstop can improve cleave quality especially for large-diameter fibers and for applying lower tension fibers. CT105+ series is equipped with a micrometer backstop as a standard feature.



Angle cleave - CT106+ only -



CT106+ achieves angled cleaves by applying torsion with a rotating right clamping stage in accordance with the target angle. Angled cleaving range is from 0 to 15 degrees and possible with fibers up to 800µm.



Fiber holder adapter - OPTION -

Fiber holder adapter, AD-CT105-FH100, supports the transfer of fiber from the cleaver to the fusion splicer smoothly without removing the fiber from the fiber holder system.

Applicable Fiber Holder : FH-100-xxx series for FSM-100 series



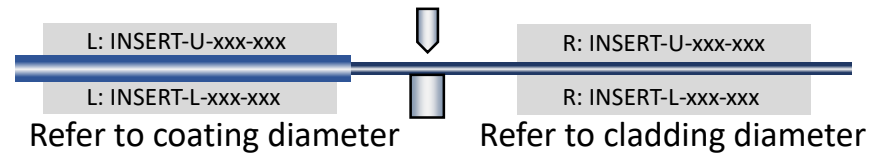
Insert Option Guide

The standard items for the CT105+ series DO NOT include upper and lower inserts for clamping fibers. Referring to the below size table, please order both upper and lower inserts together.

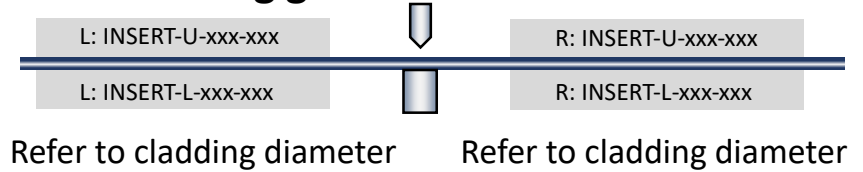
How to select the appropriate size inserts

The number in the table shows the applicable diameter [μm] of cladding or coating. It is necessary to select the insert size based on fibers diameters. At first, try the navy colored cell sizes.

Case1: Cleaving coating stripped fiber



Case2: Cleaving glass rod

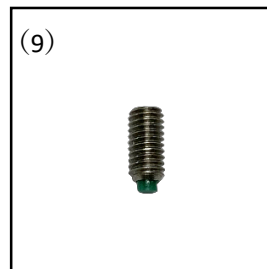

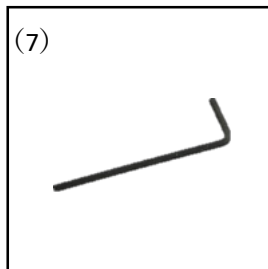
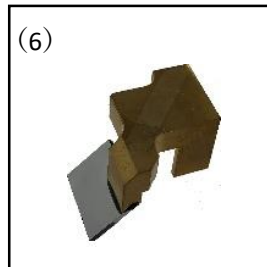






UPPER INSERT LOWER INSERT		INSERT-U-80-400	INSERT-U-500-750 *1		INSERT-U-1000-1250 *1		INSERT-U-1500-1750 *1		INSERT-U-2000-2250 *1		INSERT-U-2500-3000 *1	
			Size 500	Size 750	Size 1000	Size 1250	Size 1500	Size 1750	Size 2000	Size 2250	Size 2500	Size 3000
INSERT-L-80		54-107										
INSERT-L-125		84-167										
INSERT-L-160		105-213										
INSERT-L-250		167-333										
INSERT-L-400		267-533	400-533									
INSERT-L-500-750 *1	Size 500	334-667	467-667	550-667								
	Size 750		634-868	717-1000	787-1000							
INSERT-L-1000-1250 *1	Size 1000			884-1118	954-1188	1037-1272						
	Size 1250				1120-1355	1204-1438	1287-1522					
INSERT-L-1500-1750 *1	Size 1500					1370-1605	1454-1688	1537-1772				
	Size 1750						1620-1855	1704-1938	1780-2015			
INSERT-L-2000-2250 *1	Size 2000							1870-2105	1947-2288	2030-2265		
	Size 2250								2114-2348	2197-2432	2280-2515	
INSERT-L-2500-3000 *1	Size 2500									2364-2598	2447-2682	2614-2848
	Size 3000										2780-3015	2947-3182

*1: Each side of this insert is equipped with a groove that is marked with the size of the fiber diameter on the table.

Standard Package

Description		Model	Qty
Large Diameter Optical Fiber Cleaver		CT105+ or CT106+ or CT104+	1pc
(1) AC Adapter		ADC-19A	1pc
(2) AC Power Cord		ACC-xx	08: Japan, 09: USA, 10: UK, 11: EU, 12: Australia
(3) USB Cable		USB-01	1pc
(4) Instruction Manual		M-CT105+	1pc
(5) Technical Reference		TR-CT105-E	1pc
(6) Fiber Height Checking Mirror		CM-CT105	1pc
(7) Hexagonal Wrench		HEX-01	1pc
(8) Height Adjusting Spacer	30μm	SPA-CT105-30	3pc
	50μm	SPA-CT105-50	3pc
	100μm	SPA-CT105-100	3pc
(9) Screw for Insert		SCREW-CT-01	1set ,15pcs



CT105+



CT106+



CT104+

Specifications

Description		CT105+	CT106+	CT104+
Applicable optical fiber	Fiber type	Glass optical fibers, capillary		
	Fiber count	Single fiber		
	Cladding diameter	Approx. 80 to 1,250 μm		Approx. 80 to 600 μm
Applicable coating	Coating diameter	Approx. 160 to 3,000 μm		
Fiber clamping		Automatic clamping		Manual clamping
Cleaving length		Approx. 5 to 40mm		
Cleaving angle *1	Average 0.2 degrees or less, Cladding diameter 125 μm*2			
	Average 0.3 degrees or less, Cladding diameter 400 μm*2			
	Average 0.4 degrees or less, Cladding diameter 600 μm*3			
	Average 1.0 degrees or less Cladding diameter 1,000 μm*3		-	
Angled cleaving		-	Approx. 0-15 degrees, up to 800 μm cladding fiber	-
Blade life *4		Approx. 200,000 fiber cleaves , Cladding diameter 250 μm		
Physical description	Dimensions W	Approx. 240mm without projection	Approx. 240mm without projection	Approx. 240mm without projection
	Dimensions D	Approx. 134mm without projection	Approx. 134mm without projection	Approx. 134mm without projection
	Dimensions H	Approx. 155mm without projection	Approx. 163mm without projection	Approx. 155mm without projection
	Weight	Approx. 3.5kg	Approx. 3.8kg	Approx. 3.4kg
Environmental condition	Temperature	Operate : 0 to 50 degreeC, Storage : -40 to 80 degreeC		
	Humidity	Operate : 0 to 95%RH non-condensing, Storage : 0 to 95%RH non-condensing		
AC adapter	Input	AC100 to240 V, 50 to 60Hz, Max. 20W		
Display	LCD Monitor	TFT 4.7 inches		
Data Storage	Cleaving mode	100 cleaving modes		
	Cleave result	1,000 Cleave data		
Interface	PC	USB2.0 ,Mini-B type for PC communication		

Options

Item	Model	
Blade for Replacement	CB-06A	
Upper Insert	INSERT-U-xxx-xxx	
Lower Insert	INSERT-L-xxx-xxx	
Insert Set 80-1750 μm	INSERT-SET-80-1750	
Height Adjusting Spacer, 10 pcs. pack	30μm	SPA-CT-105-30-10SET
	50μm	SPA-CT-105-50-10SET
	100μm	SPA-CT-105-100-10SET
Fiber Holder Adapter	AD-CT105-FH100	
Torque Driver, only for CT104+	TD-01	

Note

- *1 A new blade was used to cleave the special fibers. The average cleave angle changes depending on the environmental conditions, blade condition, operating method, and cleanliness.
- *2 Measured with an interferometer at room temperature.
- *3 Measured with the splicer, FSM-100P+.
- *4 The blade life changes depending on the environmental conditions, operating method, and the fiber type cleaved.



Please visit our web site!

<https://www.fusionsplicer.fujikura.com>

Fujikura Ltd.

1-5-1, Kiba, Koto-ku, Tokyo 135-8512, Japan
 General inquiries : +81-3-5606-1164 Service & support : +81-43-484-3962 <https://www.fujikura.com>

Fujikura Asia Ltd.

438A Alexandra Road, Block A Alexandra Technopark #08-03 Singapore 119967
 General inquiries, Service & support : +65-6-278-8955 <https://www.fujikura.com.sg>

Fujikura Europe Ltd.

C51 Barwell Business Park, Leatherhead Road, Chessington, Surrey, KT9 2NY, UK
 General inquiries : +44-20-8240-2000 Service & support : +44-20-8240-2020 <https://www.fujikura.co.uk>

AFL

260, Parkway East, Duncan, SC29334, USA
 General inquiries : +1-800-235-3423 Service & support : +1-800-866-3602 <https://www.aflglobal.com>

Fujikura ,China Co., Ltd.

7th Floor, Shanghai Hang Seng Bank Tower, 1000 Lujiazui Ring Road, Pudong New Area, Shanghai 200120, CHINA
 General inquiries, service & support : +86-21-6841-3636 <http://www.fujikura.com.cn>